



### Operation:


1. Turn on via the ON/OFF switch at the side of the unit
2. Change the mode via the switch on the left hand side
  - I. Mode 1: **CLASSIC** press the silver keys to hear the 8 different notes
  - II. Mode 2:  – touch tone sounds – press the silver keys to hear the 8 different notes
  - III. Mode 3:  – multi sounds
    - a) In Mode 3, set the front switch to 1,2,3,4 or 5 to hear a different tone – then press the silver keys to hear each note in the scale

### Using Music Modem as a speaker:

Use a 3.5mm jack cable and the IN input.

### Connect to another instrument:

Use a 3.5mm jack cable and the AUX output.

 **thumbsUp!**

ITEM NO: MUSMOD

BATCH CODE: 6051



MADE IN CHINA